

PROGRESS OF WARRANTY

- ✓ Warranty request history
- ✓ Progress with claim highlighted in Green box
- ✓ Comment module to contact shop admin

The screenshot displays the Magento Admin Panel interface. At the top, the navigation menu includes Dashboard, Sales, Catalog, Customers, Promotions, Newsletter, CMS, Warranty, Reports, and System. A message banner is visible below the menu. The main content area is titled 'Cost By Report' and includes a 'Year' dropdown menu set to '2015' and a 'Go' button. Below this is a table with the following data:

Month	Request Id	Order Id
April	29	10000075
	31	10000077
	37	10000080
	39	10000080
	40	10000081
	41	10000082
	42	10000082
	43	10000081
	44	10000083
May	45	10000083
	46	10000086
	47	10000086
	48	10000087
	49	10000087
50	10000088	
52	10000089	

PROGRESS OF WARRANTY

- ✓ Warranty request history
- ✓ Progress with claim highlighted in Green box
- ✓ Comment module to contact shop admin

Magento Admin Panel

Dashboard Sales Catalog Customers Promotions Newsletter CMS Warranty Reports System

Warning Message: Reminder: Change Magento's default phone numbers and callbacks before site launch

If the indexes are not up to date: Product Attributes, Product Prices, Catalog URL's, Reurtes, Product Flat Data, Category Flat Data, Product Eav Flat Data, Product Required Indexes

Product By Report Information

Product Id	Request Id
1	46

Product By Report

Month:

Product Id	Request Id	Order Id
1	46	10000068
	48	10000067
	50	10000068
	52	10000069
15	47	10000068
	49	10000067
	53	10000069

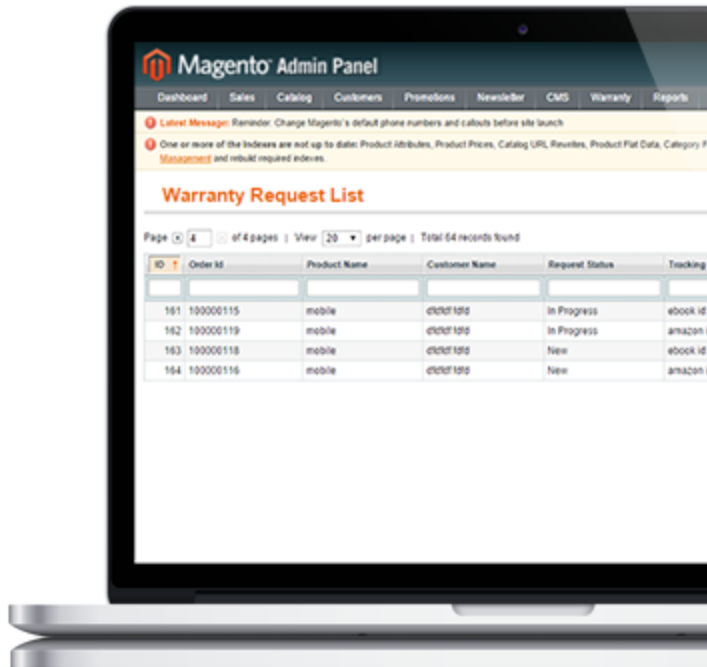
PROGRESS OF WARRANTY

- ✓ Warranty request history
- ✓ Progress with claim highlighted in Green box
- ✓ Comment module to contact shop admin



PROGRESS OF WARRANTY

- ✓ Warranty request history
- ✓ Progress with claim highlighted in Green box
- ✓ Comment module to contact shop admin

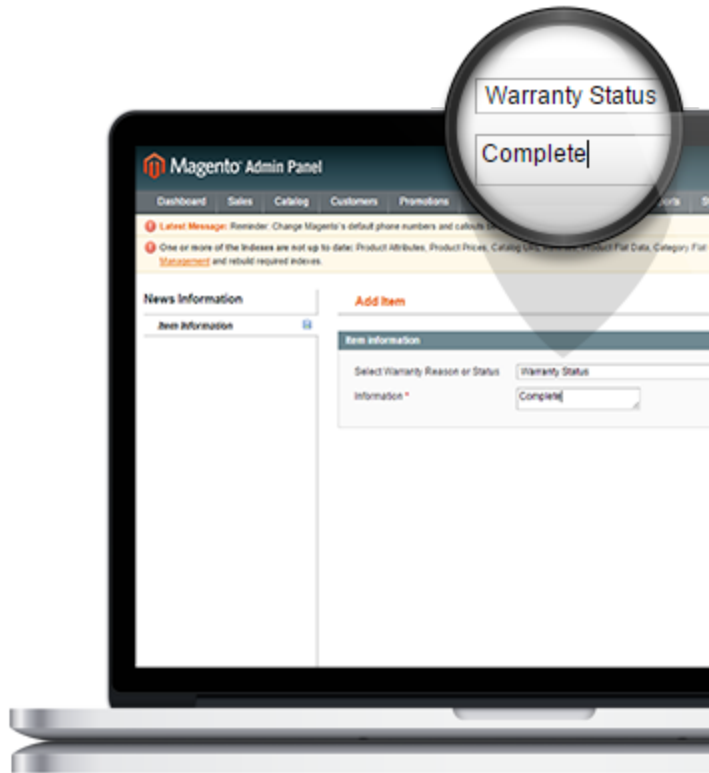


The screenshot displays the Magento Admin Panel interface. At the top, the navigation bar includes 'Dashboard', 'Sales', 'Catalog', 'Customers', 'Promotions', 'Newsletter', 'CMS', 'Warranty', and 'Reports'. Below the navigation bar, there are two 'Latest Message' notifications: one about changing phone numbers and another about updating product attributes. The main content area is titled 'Warranty Request List'. It features a pagination control showing 'Page 4 of 4 pages' and a 'View 20 per page' dropdown, with a total of 64 records found. Below this is a table with the following columns: ID, Order Id, Product Name, Customer Name, Request Status, and Tracking.

ID	Order Id	Product Name	Customer Name	Request Status	Tracking
161	100000115	mobile	etcltd ttd	In Progress	ebook id
162	100000119	mobile	etcltd ttd	In Progress	amazon
163	100000118	mobile	etcltd ttd	New	ebook id
164	100000116	mobile	etcltd ttd	New	amazon

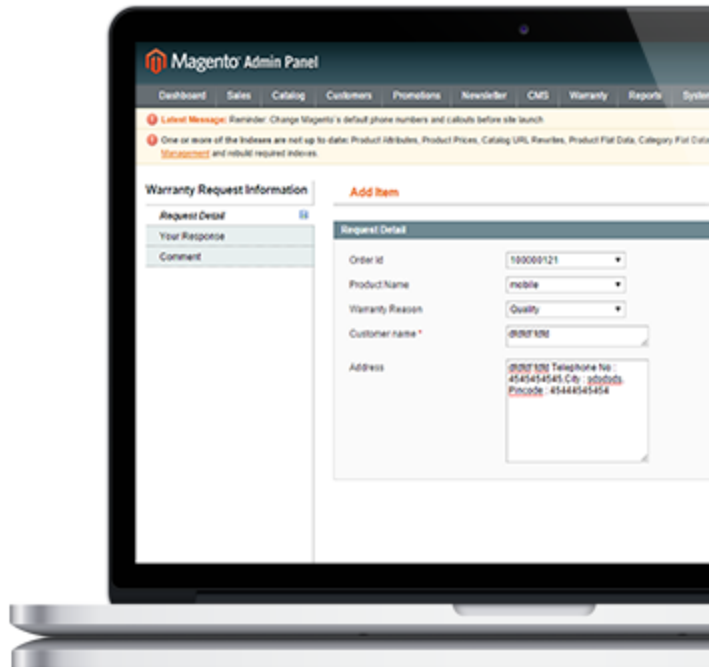
PROGRESS OF WARRANTY

- ✓ Warranty request history
- ✓ Progress with claim highlighted in Green box
- ✓ Comment module to contact shop admin



PROGRESS OF WARRANTY

- ✓ Warranty request history
- ✓ Progress with claim highlighted in Green box
- ✓ Comment module to contact shop admin



PROGRESS OF WARRANTY

- ✓ Warranty request history
- ✓ Progress with claim highlighted in Green box
- ✓ Comment module to contact shop admin



PROGRESS OF WARRANTY

- ✓ Warranty request history
- ✓ Progress with claim highlighted in Green box
- ✓ Comment module to contact shop admin



PROGRESS OF WARRANTY

- ✓ Warranty request history
- ✓ Progress with claim highlighted in Green box
- ✓ Comment module to contact shop admin



Daily Report

Date	Request Id	Order Id	Product Name	Total Request
21-May	46	10000086	mobile	7
	47	10000086	charger	
	48	10000087	mobile	
	49	10000087	charger	
	50	10000088	mobile	
	52	10000089	mobile	
	53	10000089	charger	

PROGRESS OF WARRANTY

- ✓ Warranty request history
- ✓ Progress with claim highlighted in Green box
- ✓ Comment module to contact shop admin

The screenshot displays the Magento Admin Panel interface. At the top, the navigation menu includes Dashboard, Sales, Catalog, Customers, Promotions, Newsletter, CMS, Warranty, Reports, and System. The Warranty section is active, showing a sidebar with options for Warranty Reason/Status, Request edit/ot, and Reports. The main content area features a 'Dashboard' section with three key metrics: Lifetime Sales (\$49,600.00), Average Orders (\$635.90), and Last 5 Orders. The Last 5 Orders table lists customer orders with their items and grand totals. Below this is a section for Last 5 Search Terms, which includes a table with columns for Search Term, Results, and Number of Uses.

Magento Admin Panel

Dashboard Sales Catalog Customers Promotions Newsletter CMS Warranty Reports System

⚠ Latest Message: Reminder: Change Magento's default phone numbers and callbacks before site launch

⚠ One or more of the indexes are out up to date: Product Attributes, Product Prices, Catalog URL's, Review Management and rebuild required indexes.

Warranty Reason/Status
Request edit/ot
Reports

Dashboard

Lifetime Sales
\$49,600.00

Average Orders
\$635.90

Last 5 Orders

Customer	Items	Grand Total
#10101100	2	\$1,135.00
#10101100	2	\$630.00
#10101100	2	\$630.00
#10101100	2	\$630.00
#10101100	1	\$2,525.00

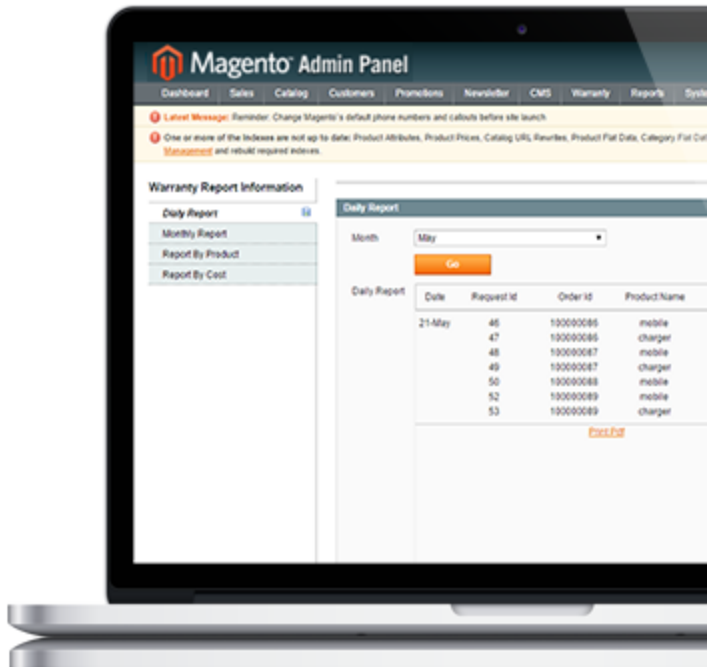
Last 5 Search Terms

Search Term	Results	Number of Uses
-------------	---------	----------------

Orders Amount

PROGRESS OF WARRANTY

- ✓ Warranty request history
- ✓ Progress with claim highlighted in Green box
- ✓ Comment module to contact shop admin



The screenshot displays the Magento Admin Panel interface. At the top, the navigation bar includes links for Dashboard, Sales, Catalog, Customers, Promotions, Newsletter, CMS, Warranty, Reports, and System. Below the navigation bar, there are two red alert messages: "Latest Message: Reminder: Change Magento's default phone numbers and callbacks before site launch" and "One or more of the indexes are not up-to-date: Product Attributes, Product Prices, Catalog URLs, Resources, Product Flat Data, Category Flat Data, Statements and rebuilt required indexes".

The main content area is titled "Warranty Report Information" and features a sidebar with the following options: "Daily Report" (highlighted with a green box), "Monthly Report", "Report By Product", and "Report By Cost".

The "Daily Report" section is active, showing a "Month" dropdown menu set to "May" and a "Go" button. Below this is a table with the following data:

Date	Request Id	Order Id	Product Name
21-May	46	10000086	mobile
	47	10000086	charger
	48	10000087	mobile
	49	10000087	charger
	50	10000088	mobile
	52	10000089	mobile
	53	10000089	charger

At the bottom right of the table, there is a link labeled "Print List".

PROGRESS OF WARRANTY

- ✓ Warranty request history
- ✓ Progress with claim highlighted in Green box
- ✓ Comment module to contact shop admin

The screenshot displays the Magento Admin Panel interface. At the top, the navigation bar includes 'Dashboard', 'Sales', 'Catalog', 'Customers', 'Promotions', 'Newsletter', 'CMS', 'Warranty', 'Reports', and 'System'. Below the navigation bar, there are two 'Latest Message' notifications: one reminding to change phone numbers and another about index rebuilds. The main content area is divided into two columns. The left column, titled 'Warranty Request Information', contains three items: 'Request Detail', 'Your Response' (highlighted in green), and 'Comment'. A magnifying glass is positioned over this sidebar, with the text 'Warranty Request Information' appearing inside its lens. The right column, titled 'Edit Item', contains a 'Your Response' section with a 'Request Status' dropdown set to 'In Progress', an 'Add Outward Tracking Detail' field with the value 'eBook id: 15253', a 'Request Cost' field with the value '500', and an 'Internal Notes' field with the text 'Internal notes by admin'. An orange 'Request Tracking Detail' button is located at the bottom of this section.

PROGRESS OF WARRANTY

- ✓ Warranty request history
- ✓ Progress with claim highlighted in Green box
- ✓ Comment module to contact shop admin

The image shows a laptop displaying the Magento Admin Panel. The top navigation bar includes 'Dashboard', 'Sales', 'Catalog', 'Customers', 'Promotions', 'Newsletter', 'CMS', 'Warranty', 'Reports', and 'System'. Below the navigation bar, there are two red alert messages: 'Latest Message: Reminder: Change Magento's default phone numbers and callbacks before site launch' and 'One or more of the indexes are not up-to-date: Product Attributes, Product Prices, Catalog URLs, Reviews, Product Flat Data, Category Flat Data, and reindex required indexes.' The main content area is divided into two columns. The left column is titled 'Warranty Request Information' and contains three sub-sections: 'Request Detail', 'Your Response', and 'Comment'. The right column is titled 'Edit Item' and contains a 'Comment' section with an 'Add Comment' form, a 'Post Comment' button, and a 'Previous Comment' section. A magnifying glass is positioned over the 'Warranty Request Information' section, highlighting the sub-sections.

PROGRESS OF WARRANTY

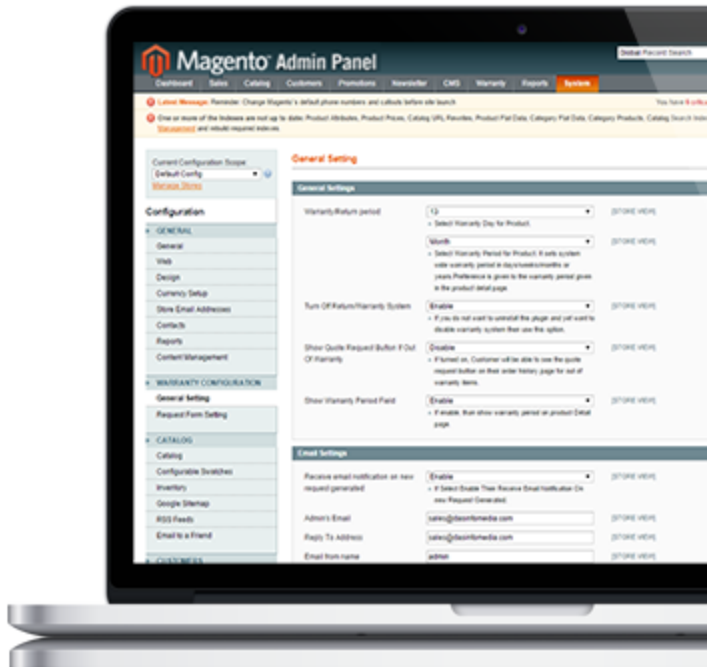
- ✓ Warranty request history
- ✓ Progress with claim highlighted in Green box
- ✓ Comment module to contact shop admin

The screenshot displays the Magento Admin Panel interface. At the top, the navigation bar includes 'Dashboard', 'Sales', 'Catalog', 'Customers', 'Promotions', 'Newsletter', 'CMS', 'Warranty', 'Reports', and 'System'. Below the navigation bar, there are two system messages: a 'Latest Message' reminder to change phone numbers and a warning about out-of-date indexes. The main content area is divided into two columns. The left column, titled 'Warranty Request Information', contains three tabs: 'Request Detail', 'Your Response', and 'Comment'. The right column, titled 'Edit Item', contains a 'Request Detail' section with a table of information.

Request Detail	
Request Id	163
Product Name	mobile
User	0907101
Address	0907101 Aray Telephone No - 454454545 C sdtbidi. Pincode - 454445454
Reason	Quality
Inward Tracking Detail	etbook id : 15253

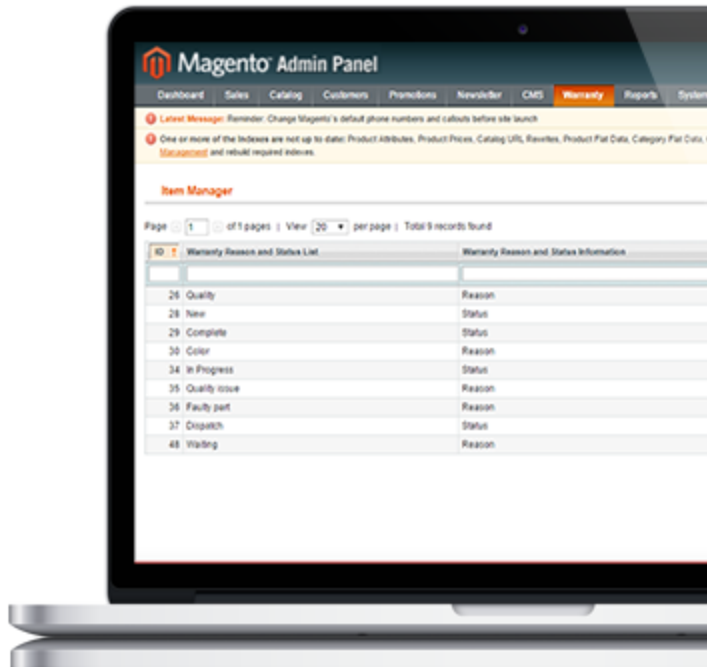
PROGRESS OF WARRANTY

- ✓ Warranty request history
- ✓ Progress with claim highlighted in Green box
- ✓ Comment module to contact shop admin



PROGRESS OF WARRANTY

- ✓ Warranty request history
- ✓ Progress with claim highlighted in Green box
- ✓ Comment module to contact shop admin



The screenshot displays the Magento Admin Panel interface. At the top, the navigation menu includes Dashboard, Sales, Catalog, Customers, Promotions, Newsletter, CMS, Warranty (highlighted in orange), Reports, and System. Below the menu, there are two red alert messages: one about changing default phone numbers and another about outdated indexes. The main content area is titled 'Item Manager' and shows a table with 9 records. The first record is highlighted in green, indicating a claim in progress. The table has two columns: 'Warranty Reason and Status List' and 'Warranty Reason and Status Information'.

ID	Warranty Reason and Status List	Warranty Reason and Status Information
25	Quality	Reason
28	New	Status
29	Complete	Status
30	Color	Reason
34	In Progress	Status
35	Quality issue	Reason
36	Faulty part	Reason
37	Dispatch	Status
48	Waiting	Reason

PROGRESS OF WARRANTY

- ✓ Warranty request history
- ✓ Progress with claim highlighted in Green box
- ✓ Comment module to contact shop admin

Magento Admin Panel

Monthly Report

Month Request Id

April 29
31

Month	Request Id	Order Id	Product Name	Total Request
April	26	1000000176	charger	18
	31	1000000177	charger	
	37	1000000180	mobile	
	38	1000000180	charger	
	40	1000000181	mobile	
	41	1000000182	mobile	
	42	1000000182	charger	
	43	1000000181	charger	
	44	1000000182	charger	
45	1000000183	mobile		
May	46	1000000186	mobile	7
	47	1000000186	charger	
	48	1000000187	mobile	
	49	1000000187	charger	
	52	1000000188	mobile	
	53	1000000188	charger	
June	51	1000000188	charger	24
	54	1000000191	mobile	
	58	1000000191	charger	
	74	1000000192	mobile	
	75	1000000192	charger	
	76	1000000193	mobile	
	77	1000000193	mobile	
	78	1000000193	mobile	
	79	1000000197	mobile	
	80	1000000198	mobile	
	81	1000000198	mobile	
82	1000000199	mobile		